



**THE COMPETITION CO-ORDINATOR DUTIES AT BRITISH TAEKWONDO POOMSAE  
CHAMPIONSHIPS**

**(Effective from January 1, 2017)**

## **Competition Coordinators duties**

The organising committee will nominate approved competition coordinators.

A minimum of two coordinators per court will be required per day to allow rest periods.

### **Duties of the coordinators**

1. To control the competitors entry and exit to the court
2. Give the correct commands and hand signals before during and after the competitors performance
3. To ensure the smooth flow of the court
4. To work in conjunction with the court referees and officials

### **Procedure**

1. Calling the competitor into the competition area
2. Control of the contest
3. Declaration of scores
4. Controlling the exit of the competitor

Appendix 1 Terminology and Commands for the Cut off system

Appendix 2 Hand Signals for the Cut off system

Appendix 3 Terminology and Commands for the Single elimination system

Appendix 4 Hand signals for the Single elimination system








# Coordinators Terminology and Hand Signals (Cut off System)







## Appendix 1

Verbal Commands		Hand Signals	Explanation
1	Chool-jeon	Left Hand	<b>Call of contestant to enter the court</b>
2	Cha-ryeot	Left Hand	Attention
3	Kyeong-rye	Left Hand	Bow
4	Joon-bi	Right hand	Ready
5	Shi-jak	Right hand	Start
	<b>End of Poomsae 1</b>		
6	Ba-ro		Return to ready position
7	Shi yo.		Take a rest
8	Tuae-jahng	Left Hand	<b>Call contestant to leave the court (30-60 seconds)</b>
9	Pyo-chul	Right hand	Declaration of scores
10	Chool-jeon	Left Hand	Call of contestant to enter the court
11	Cha-ryeot	Left Hand	Attention
12	Joon-bi	Right hand	Ready
13	Shi-jak	Right hand	Start
	<b>End of Poomsae 2</b>		
14	Ba-ro		Return to ready position
15	Shi yo.		Take a rest
16	Pyo-chul	Right hand	Declaration of scores
17	Cha-ryeot	Left Hand	Attention
18	Kyeong-rye	Left Hand	Bow
19	Tuae-jahng	Left Hand	<b>Call of contestant to leave the court</b>


## Poomsae 1






No.	Koran Terminology	English	Hand Signal
1	<b>Chool-jeon</b>	Calling the competitor to the court  Left Hand	
2	<b>Cha-ryeot</b>	Calling the competitor to Attention  Left Hand	
3	<b>Kyeong-rye</b>	Bow  Left Hand	
4	<b>Joon-bi</b>	Ready  Right hand	
5	<b>Shi-jak</b>	Start  Right hand	

6	<b>Ba-ro</b>	Return to start position  Co-ordinator in Cha-ryeot Position	
7	<b>Shi yo.</b>	Relax  Co-ordinator in Cha-ryeot Position	
8	<b>Tuae-jahng</b>	Controlling the exit of the competitor  (30-60 seconds rest)	
9	<b>Pyo-chul</b>	Declaration of scores  Right hand	

# Hand signals and Commands (Cut off system)

## Poomsae 2

No.	Koran Terminology	English	Hand Signal
10	<b>Chool-jeon</b>	Calling the competitor to the court  Left Hand	
11	<b>Cha-ryeot</b>	Calling the competitor to Attention  Left Hand	
12	<b>Joon-bi</b>	Ready  Right hand	
13	<b>Shi-jak</b>	Start  Right hand	
14	<b>Ba-ro</b>	Return to start position  Co-ordinator in Cha-ryeot Position	

15	<b>Shi yo.</b>	Relax  Co-ordinator in Cha-ryeot Position	
16	<b>Pyo-chul</b>	Declaration of scores  Right hand	
17	<b>Cha-ryeot</b>	Calling the competitor to Attention  Left Hand	
18	<b>Kyeong-rye</b>	Bow  Left Hand	
19	<b>Tuae-jahng</b>	Controlling the exit of the competitor  <b>End of contest</b>	



## Coordinators Terminology and Hand Signals (Single Elimination System)



### Poomsae 1

Verbal Commands		Hand Signals	Explanation
1	Chung Chool-jeon	Left Hand	<b>Call of Chung contestant to enter the court</b>
2	Cha-ryeot	Left Hand	Attention
3	Kyeong-rye	Left Hand	Bow
4	Joon-bi	Right hand	Ready
5	Shi-jak	Right hand	Start
6	Ba-ro		Return to ready position
7	Shi yo.		Take a rest
8	Pyo-chul	Right hand	Declaration of scores
9	Tuae-jahng	Left Hand	<b>Call Chung contestant to leave the court</b>
10	Hung Chool-jeon	Left Hand	<b>Call of Hung contestant to enter the court</b>
11	Cha-ryeot	Left Hand	Attention
12	Kyeong-rye	Left Hand	Bow
13	Joon-bi	Right hand	Ready
14	Shi-jak	Right hand	Start
15	Ba-ro		Return to ready position
16	Shi yo.		Take a rest
17	Pyo-chul	Right hand	Declaration of scores
18	Tuae-jahng	Left Hand	<b>Call of Hung contestant to leave the court</b>
<b>End of Poomsae 1</b>			





## Coordinators Terminology and Hand Signals (Single Elimination System)



### Poomsae 2

Verbal Commands		Hand Signals	Explanation
19	Chung Chool-jeon	Left Hand	<b>Call of Chung contestant to enter the court</b>
20	Cha-ryeot	Left Hand	Attention
21	Joon-bi	Right hand	Ready
22	Shi-jak	Right hand	Start
23	Ba-ro		Return to ready position
24	Shi yo.		Take a rest
25	Pyo-chul	Right hand	Declaration of scores
26	Tuae-jahng	Left Hand	<b>Call Chung contestant to leave the court</b>
27	Hung Chool-jeon	Left Hand	<b>Call of Hung contestant to enter the court</b>
28	Cha-ryeot	Left Hand	Attention
29	Joon-bi	Right hand	Ready
30	Shi-jak	Right hand	Start
31	Ba-ro		Return to ready position
32	Shi yo.		Take a rest
33	Pyo-chul	Right hand	Declaration of scores
<b>End of Poomsae 2</b>		<b>Hung (Red) Remains in the centre of the field of play</b>	








## Coordinators Terminology and Hand Signals (Single Elimination System)







### Declaration of the Winner procedures




Verbal Commands		Hand Signals	Explanation
34	Chung Chool-jeon	Left Hand	<b>Call of Chung contestant to enter the court</b>
35	Cha-ryeot	Left Hand	Attention (Chung & Hong)
36	Kyeong-rye	Left Hand	Bow (Chung & Hong)
<b>Coordinator moves to the centre of the field of play between the contestants</b>			Attention
37	Pyo-chul		Declaration of scores (Chung & Hong)
38	Chung Seung/ Hung Seung	Right Hand Chung (Blue) or Left Hand Hung (Red)	Declaration of the winner
39	Tuae-jahng		<b>Call of contestants to leave the court</b>





## Poomsae 1 (Chung Blue)

No.	Koran Terminology	English	Hand Signal
1	<b>Chung (Blue) Chool-jeon</b>	Calling the competitor to the court  Left Hand	
2	<b>Cha-ryeot</b>	Calling the competitor to Attention  Left Hand	
3	<b>Kyeong-rye</b>	Bow  Left Hand	
4	<b>Joon-bi</b>	Ready  Right hand	
5	<b>Shi-jak</b>	Start  Right hand	






6	<b>Ba-ro</b>	Return to start position  Co-ordinator in Cha-ryeot Position	
7	<b>Shi yo.</b>	Relax  Co-ordinator in Cha-ryeot Position	
8	<b>Pyo-chul</b>	Declaration of scores  Right hand	
9	<b>Chung (Blue) Tuae-jahng</b>	Controlling the exit of the competitor	




Poomsae 1 (Hong Red)

No.	Koran Terminology	English	Hand Signal
10	<b>Hong (Red) Chool-jeon</b>	Calling the competitor to the court  Left Hand	
11	<b>Cha-ryeot</b>	Calling the competitor to Attention  Left Hand	
12	<b>Kyeong-rye</b>	Bow  Left Hand	
13	<b>Joon-bi</b>	Ready  Right hand	
14	<b>Shi-jak</b>	Start  Right hand	

15	<b>Ba-ro</b>	Return to start position  Co-ordinator in Cha-ryeot Position	
16	<b>Shi yo.</b>	Relax  Co-ordinator in Cha-ryeot Position	
17	<b>Pyo-chul</b>	Declaration of scores  Right hand	
18	<b>Hong (Red) Tuae-jahng</b>	Controlling the exit of the competitor	






## Poomsae 2 Chung (Blue)



No.	Koran Terminology	English	Hand Signal
19	<b>Chung (Blue) Chool-jeon</b>	Calling the competitor to the court  Left Hand	
20	<b>Cha-ryeot</b>	Calling the competitor to Attention  Left Hand	
21	<b>Joon-bi</b>	Ready  Right hand	
22	<b>Shi-jak</b>	Start  Right hand	
23	<b>Ba-ro</b>	Return to start position  Co-ordinator in Cha-ryeot Position	

24	<b>Shi yo.</b>	Relax  Co-ordinator in Cha-ryeot Position	
25	<b>Pyo-chul</b>	Declaration of scores  Right hand	
26	<b>Chung (Blue) Tuae-jahng</b>	Controlling the exit of the competitor	






## Poomsae 2 Hong (Red)




No.	Koran Terminology	English	Hand Signal
27	<b>Hong (Red) Chool-jeon</b>	Calling the competitor to the court  Left Hand	
28	<b>Cha-ryeot</b>	Calling the competitor to Attention  Left Hand	
29	<b>Joon-bi</b>	Ready  Right hand	
30	<b>Shi-jak</b>	Start  Right hand	
31	<b>Ba-ro</b>	Return to start position  Co-ordinator in Cha-ryeot Position	

32	<b>Shi yo.</b>	Relax  Co-ordinator in Cha-ryeot Position	
33	<b>Pyo-chul</b>	Declaration of scores  Right hand	

**Note: The Hong (Red) Competitor remains on the field of play**

34	<b>Chung (Blue) Chool-jeon</b>	Calling the competitor to the court  Left Hand	
35	<b>Cha-ryeot (Chung &amp; Hong)</b>	Calling the competitor to Attention  Left Hand	
36	<b>Kyeong-rye (Chung &amp; Hong)</b>	Bow  Left Hand	

**Note: Coordinator Moves into the centre of the field on of play between the Athletes, but one (1) pace to the rear.**

37	<b>Pyo-chul</b>	Declaration of scores		
38	<b>Chung Seung</b> (Blue Winner)  <b>Hong Seung</b> (Red Winner)	Declaration of the winner	Chung (Blue) 	Hong (Red) 
39	<b>Tuae-jahng</b>	Controlling the exit of the competitors  <b>End of contest</b>	